

Kindergarten Language Arts Curriculum Overview

Reading: Literature

Key Ideas and Details

- Ask and answer questions about important details in a text.
- Retell familiar stories using details.
- Ask and answer questions about characters, settings and important events in a story.

Craft and Structure

- Use context to determine word meaning in a text.
- Recognize common types of text.
- Know the difference between the author and illustrator of a book and their roles.

Integration of Knowledge and Ideas

- Describe the connection between illustrations and the story in a book.
- Use illustrations and context to make predictions.
- Connect information in text to life experiences.
- Use prior knowledge to anticipate meaning and to make sense of text.

Reading: Informational Text

Key Ideas and Details

- Ask and answer questions about important details in a text.
- Describe the similarities and differences between two pieces of information in a text.

Craft and Structure

- Use context to determine word meaning in a text.
- Identify the front cover, back cover and title page of a book.
- Know the difference between the author and illustrator of a text and their roles.

Integration of Knowledge and Ideas

- Describe the connection between illustrations and text.
- Identify similarities and differences between two texts of similar subject matter.
- Use illustrations and context to make predictions.
- Connect information in a text to life experiences.
- Use prior knowledge to anticipate meaning and make sense of text.

Reading: Foundational Skills – Print Concepts

- Understand that printed materials provide information.
- Follow words from left to right, top to bottom, and page by page.
- Distinguish letters from words.
- Know that spoken words can be written with specific letters in a specific order.
- Recognize that sentences are made up of separate words.
- Understand that words in print are separated by spaces.
- Recognize and name all upper and lowercase letters of the alphabet.

- Identify and sort common words into basic categories.

Phonological Awareness

- Understand spoken words, syllables and 60 sounds (phonemes).
- Recognize and produce rhyming words.
- Demonstrate ability to count, pronounce, blend and segment syllables in spoken words.
- Use single-syllable words to blend and segment onsets and rimes.
- Isolate and pronounce beginning, middle and final sounds in three-phoneme words.
- Change individual sounds in simple, one-syllable words to make new words (word families).

Phonics and Word Recognition

- Read simple one-syllable and high-frequency words.
- Use kindergarten level phonics and analysis to decode words.
- Produce the primary sound of many of the most common sounds for all consonants.
- Demonstrate knowledge of long and short sounds of the five major vowels.
- Recognize the difference between similarly spelled words by identifying the sounds of the letters that differ.

Fluency

- Demonstrate the ability to read emergent-reader texts with understanding.

Writing

Craft and Structure

- Write upper and lowercase letters of the alphabet.
- Record independently the letter names and sounds of the alphabet.
- Use phonetic knowledge when writing words.
- Write by moving from left to right, and from top to bottom.
- Use letters and phonetically spelled words to write about experiences, stories, people, objects or events.
- Use consonant-vowel-consonant patterns to create words.

Text Types and Purposes

- Demonstrate ability to generate ideas.
- Create illustrations which represent information.
- State an opinion or preference about a text or a book of the student's own creation by using a combination of illustration, dictating or writing.
- Supply details about an informative/explanatory text of the student's own creation by using a combination of illustrating, dictating and writing.
- Narrate a single event or series of events, in order, by using a combination of illustration, dictating or writing and provide reaction to what happened.

Kindergarten Language Arts Curriculum Overview (cont.)

Research to Build and Present Knowledge

- Collaborate with helper to produce a research and writing project.
- With a helper, recall information from past experiences or acquire new information from several sources to answer questions.

Speaking and Listening

Comprehension and Collaboration

- Discuss kindergarten topics and texts with a helper.
- Demonstrate understanding of orally presented text or information by answering or asking questions.

Presentation of Knowledge and Ideas

- Take turns in conversation.
- Retell an experience in logical sequence.
- Provide detailed description of familiar people, places, things and events.
- Include illustrations to descriptions in order to provide detail.
- Share information and ideas by speaking audibly in complete, coherent sentences.


Language

Conventions of Standard English

- Demonstrate correct usage of English grammar.
- Write upper and lower case letters of the alphabet.
- Correctly use frequently occurring nouns and verbs.
- Orally add /s/ or /es/ to form regular plural nouns.
- Correctly use and understand interrogatives (who, what, where, etc.)
- Correctly use the most commonly occurring prepositions.
- Use complete sentences and show ability to expand them.
- Recognize and name periods, question marks and exclamation points.
- Write a letter or letters for corresponding consonant and short-vowel sounds.
- Phonetically spell words using knowledge of sound-letter relationships.


Vocabulary Acquisition and Use

- Use context to determine the meaning of unknown and multiple meaning words.
- Determine specific characteristics by analyzing and classifying objects.
- Understand frequently occurring verbs and adjectives by using the relationship of their opposites (antonyms).
- Use acquired words and phrases as a result of conversations and being read to.


Lesson #13 (continued)

Helper reads: Buddy loves to write stories. When Buddy writes he knows that each sentence must have at least one **noun**. A **noun** is a person, place or thing. The word **ball** is a **noun**.


Color the pictures of the **nouns** below.



person



place




thing

Listen to the following sentences. Complete each sentence by adding a **noun**.

1. Rusty loves to play with his toy _____ .
2. Frankie goes to the _____ with his friends.
3. _____ is my favorite food.
4. Alec and _____ went to their grandmother's house to play.



Lesson #14 (continued)

Helper reads: We're going to have a listening activity. You will be making new words. Listen carefully as I read the directions and words below.

Helper reads: Add a beginning "s" sound to each word as I say it. For example after I say the word "top," you would say "stop." Now try the following words:

tar

pill

kate

mile

car

Helper reads: Change the ending sound of each word below to the "p" sound. For example after I say the word "catt," you would say "capp." Now try the following words:

clam

slid

cut

mad

soak

Helper reads: Take away the beginning sound of each word that I say. For example after I say the word "bring," you would say "ring." Try the following words:

ball

fair

send

fin

ran

Helper reads: Add an ending "t" sound to the following words. For example after I say the word "pan," you would say "pant." Now try the following words:

an

ten

star

tin

car



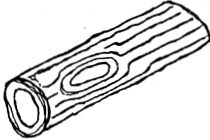
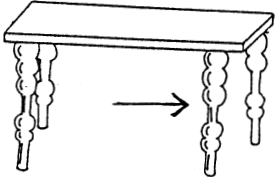




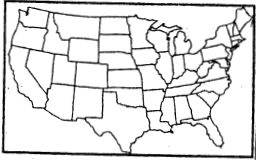





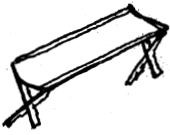



Lesson #25 (continued)




Helper reads: Did you know that you can change a word just by changing its vowel?

Fill in the missing vowel in each of the words below.

 cup  c ____ p	 log  l ____ g
 fin  f ____ n	 bag  b ____ g
 map  m ____ p	 nut  n ____ t
 dig  d ____ g	 cot  c ____ t



Lesson #29 (continued)



Helper reads: Look at each row. Cross out the picture that does not belong with the other three.

1.



nickel



dime



quarter

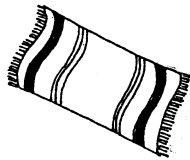


dollar

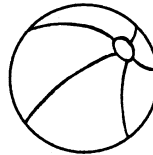
2.




skates



beach towel




beachball

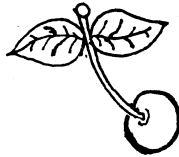


sunglasses

3.




orange



cherry



watermelon

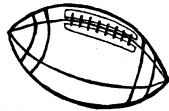


corn

4.



baseball



football




helmet

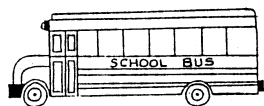


basketball


5.




car



bus



train




airplane

6.



man



dog



girl



woman

