

French I

Topics Covered

- Expressions of courtesy and socialization
- Definite and indefinite articles
- Subject pronouns and the verb *être*
- Regular -er verbs
- The verb *avoir* and other idiomatic expressions
- Days of the week and seasons of the year
- Numbers 1-100
- Regular -ir verbs
- Colors
- Adjective agreement
- The verb *aller* and expression of future time
- Telling time
- The verb *faire*
- Possessive adjectives
- Weather expressions
- Regular -re verbs
- Contractions
- The family and professions
- Irregular verbs in the present tense
- Negation
- School
- Interrogatives
- Adverbs
- Animals
- Clothing
- *Savoir* and *connaître*
- The passé composé
- The home
- Expressions of quantity
- Food

**C'est en forgeant qu'on devient forgeron.
Practice makes perfect.**


This book is designed to review the basic structures and vocabulary presented in a first year course. Due to the many teaching styles in schools and varied curricula for foreign language classes, it is impossible to say that all students have been exposed to the entire contents of this review manual.

Students: Ideally this program should be used three days per week for ten weeks. The program is designed to reinforce subject matter which was previously taught in class and to expand the basic knowledge of each student with challenging sections. The “vous” form is used in the directions and the “tu” form is used in many exercises.



To use this program all students should have a highlighter pen. You will see a highlighter graphic on many pages indicating that important information follows and needs to be highlighted and studied. This information serves as a gentle review for all topics. It is also suggested that each student have a French-English dictionary and a pack of colored pencils. All answers are found in an answer key at the end of the program.

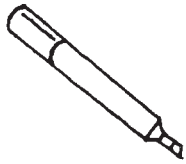
Bonne chance! Good Luck!





An adverb is a part of speech that describes verbs, adjectives and other adverbs. These words help to express *how, when, how often, how much, where* and *why*. Adverbs produce descriptive speech and are easy to form in French. Let's review the following information:

- Many adverbs in French are formed by adding *-ment* to a masculine, singular adjective ending in a vowel. *Rapide*, therefore becomes *rapidement*, meaning rapidly. *Vrai* would become *vraiment*, meaning truly.
- If the adjective ends in a consonant, change it to its feminine form and add *-ment*. *Doux* would change to *douce*, and the adverb would be *doucement*, or sweetly/softly, gently.
- Many adverbs are simply *irregular* and need to be studied individually:



alors - then
assez - enough
aussi - too
beaucoup - much
bien - well
encore - still, yet
ici - here
là - there
mal - badly
partout - everywhere
peu - little
peut-être - perhaps
pire - worse
plus - more
quelquefois - sometimes
toujours - always
très - very
trop - too, too much
vite - quickly
volontiers - gladly



- Most adverbs are placed *directly after* the verb they modify.
Elle parle lentement. She speaks slowly.
- If an adverb is used to modify an adjective or another adverb, it will *precede* the word it modifies.

- **If a negative expression is used, the adverb will follow the negative.** Il ne lit pas bien.

Exercice- Provide the English definition for each French adverb.

1. malheureusement _____
2. attentivement _____
3. certainement _____
4. poliment _____
5. probablement _____
6. distinctement _____
7. vraiment _____
8. précisément _____
9. évidemment _____
10. légèrement _____
11. lentement _____
12. aveuglément _____
13. couramment _____
14. joyeusement _____
15. amèrement _____
16. profondément _____
17. franchement _____
18. bien/mal _____
19. vite _____

Activité 2 Traduisez les phrases. Translate the following sentences to English. The adverb has been italicized in each sentence to help you distinguish the parts of speech. Bonne chance!

1. Le chauffeur arrête la voiture *brusquement*.

2. Hélène va améliorer son français *progressivement*.

3. Paul n'écoute pas *attentivement*.

4. Les spectateurs sont *vraiment* émus.

5. Cette idée convient *parfaitement* à Marie.

6. Ils marchent *rapidement* dans la rue.

7. Entends-tu *bien* ce que je dis?

8. Pleut-il *toujours*?

9. Mes soeurs se disputent *constamment*!

It is also possible in French to form an adverb with the expressions *d'une façon* or *d'une manière* plus an adjective. Study the following:

Il réagit *d'une façon stupide*. He reacts stupidly.
Lisette parle *d'une manière polie*. Lisette speaks politely.



Notice that both expressions require a *feminine* adjective.

Identifiez-Read the following sentences that use adverbs and match the number to the proper translation listed below.

1. Il fait terriblement froid.
2. Le vieil homme traverse la rue distraitemment.
3. Je suis totalement confus.
4. Il est gravement malade.
5. Pleut-il beaucoup en avril?
6. Georgette est complètement étonnée.



Which sentence talks about...

- a. being seriously ill _____
- b. raining a lot _____
- c. being totally surprised _____
- d. being terribly cold _____
- e. being totally confused _____
- f. walking absent-mindedly _____








Lesson 24 reviews vocabulary concerning animals and what they do. Remember that the word animal is *masculine* in French and forms its plural with *aux*.

l'animal, les animaux


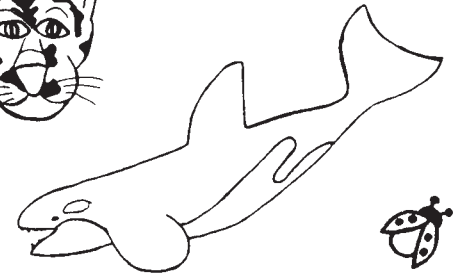


Exercice- Les animaux domestiques et sauvages- Supply the correct missing letter for each domestic or wild animal.

- | | |
|--------------|----------------|
| 1. cat | le ____hat |
| 2. dog | le c____ien |
| 3. butterfly | le pa____illon |
| 4. horse | le che____al |
| 5. cow | la ____ache |
| 6. calf | le ____eau |
| 7. rabbit | le lap____n |
| 8. pig | le cocho____ |
| 9. sheep | le ____outon |
| 10. lamb | l'a____neau |
| 11. wolf | le lou____ |
| 12. duck | le ca____ard |
| 13. lion | le l____on |
| 14. bird | l'oi____eau |
| 15. chicken | la ____oule |
| 16. goat | la ch____vre |
| 17. bear | l'____urs |




- | | |
|--------------|----------------------------------|
| 18. fox | le re_____ard |
| 19. elephant | l'élé_____hant |
| 20. tiger | le tig_____e |
| 21. fly | la _____ouche |
| 22. fish | le po_____sson |
| 23. snake | le ser_____ent |
| 24. mouse | la _____ouris |
| 25. bee | l'a_____eille |
| 26. frog | la _____renouille |
| 27. squirrel | l'écure_____il |
| 28. ladybug | la _____occinelle |
| 29. whale | la ba_____eine |
| 30. worm | le _____er |
| 31. bat | la chauve-sou_____is |
| 32. owl | le _____ibou |
| 33. deer | le cer_____ |
| 34. seagull | le goé_____and (also la mouette) |
| 35. ant | la _____ourmi |



Qui parle? For each given clue, write in French the name of the animal who is speaking. Consult your dictionary for the vocabulary words that are new to you.

- Je suis le roi des animaux. _____
- Je vous donne de la laine. _____
- Je vous donne du lait. _____

4. Je ponds des oeufs. _____
5. Je vous donne du porc. _____
6. Je suis l'enfant du boeuf et de la vache. _____
7. Je suis le plus grand habitant de l'océan. _____
8. Je suis un petit animal vert et j'habite près de l'eau. _____
9. Je suis un oiseau qui habite près de l'eau. _____
10. J'habite dans les arbres et j'aime les noix. _____
11. Je vole et j'ai de belles couleurs sur les ailes. _____
12. Je fais du miel. _____
13. Je suis petit et j'aime le fromage. _____
14. Je suis un animal nocturne qui habite dans les grottes. _____
15. J'ai une rayure blanche sur le dos. _____
16. J'ai de grandes cornes sur la tête. _____
17. Je suis un grand animal sauvage et j'habite dans la forêt. _____
18. J'habite les lacs et les océans. _____
19. J'adore les pique-niques. _____
20. Je suis un insecte très commun. _____
21. J'ai une petite barbe. _____
22. Je suis un grand oiseau qui surveille la nuit. _____
23. Je suis un petit animal qui habite la terre. _____
24. Je suis un animal avec des poils roux. _____



C'est en forgeant qu'on devient forgeron. Practice makes perfect.


This book is designed to review the basic structures and vocabulary presented in a first year course. Due to the many teaching styles in schools and varied curricula for foreign language classes, it is impossible to say that all students have been exposed to the entire contents of this review manual.

Students: Ideally this program should be used three days per week for ten weeks. The program is designed to reinforce subject matter which was previously taught in class and to expand the basic knowledge of each student with challenging sections. The “vous” form is used in the directions and the “tu” form is used in many exercises.



To use this program all students should have a highlighter pen. You will see a highlighter graphic on many pages indicating that important information follows and needs to be highlighted and studied. This information serves as a gentle review for all topics. It is also suggested that each student have a French-English dictionary and a pack of colored pencils. All answers are found in an answer key at the end of the program.

Bonne chance! Good Luck!



Page 2

The girls' names are: Françoise, Renée, Sylvie, Nathalie, Lise, Angèle, Véronique, Marie-Claire, Jeanne, Céline, Dominique, Françoise, Hélène, Sophie, Michelle, Laurence, Nicole, Pauline, Colette, Charlotte

Expressions of courtesy- 1. Hello! 2. Hi! 3. Good evening. 4. How are you? (informal) 5. How are you? (formal) 6. I am fine, thanks. 7. Good bye. 8. See you soon. 9. Thank you very much.

Page 3 10. You are welcome. 11. Best wishes! 12. Get well! 13. Happy birthday! 14. Have a good trip! 15. Drive carefully!

The intruder- 1. Monsieur 2. le garçon 3. Oui, ça va, merci. 4. Non, merci. 5. C'est ça. 6. Meilleurs voeux.

Page 4

Exercice- 1. Ça va? 2. français 3. Angèle 4. génial 5. d'où 6. Haïti, île, Caraïbes

Page 5

1. le 2. les 3. les 4. l' 5. la 6. l' 7. les 8. la 9. le 10. le 11. la 12. le 13. les 14. le 15. la 16. l' 17. le 18. la 19. les 20. l' 21. la 22. l' 23. la 24. la 25. la 26. les 27. le 28. le 29. la 30. la

Page 6

Circle the article- 1. la 2. un 3. L' 4. Les 5. un 6. Les, le 7. des 8. l' 9. un 10. une

Comment dit-on...? 1. Nous avons la réponse. 2. Voici le cahier. 3. Michel est dans le jardin. 4. Monique a un frère et une soeur.

Page 8

1. es 2. est 3. sont 4. suis 5. est 6. Êtes 7. est

Page 9

8. sont 9. suis 10. sommes 11. est 12. êtes 13. sont 14. es 15. sont

Page 10

1. Céline est de mauvaise humeur. 2. Moi, je suis en vacances. 3. Madame Renault est au régime. 4. Tu es de bonne humeur. 5. Nous sommes en colère. 6. Le bébé est fatigué. 7. Les amis sont d'accord.